

FINAL
SCORE

Date
Day

SWIMMING & DIVING
DUAL MEET RESULTS

RELAYS: 8-4-2

IND: 6-4-3-2-1

79.0

Selah VS

| LN | NAME | TIME | PL | PT | SCORE | PT | PL | TIME | NAME |
|--|-------------------------|---------|----|----|-------|----|----|------|------|
| EVENT 1: 200 YARD MEDLEY RELAY | | | | | | | | | |
| 1 | Katie Ramos | 2.03.37 | 1 | 8 | 8 | 0 | | | |
| | Gabi Young | | | | | | | | |
| | Izzy Vick | | | | | | | | |
| | Elise Ozanich | | | | | | | | |
| 3 | Genesis Espinoza Colman | 2.23.76 | 3 | | | | | | |
| | Sierra Newell | | | | | | | | |
| | Caitlin Strand | | | | | | | | |
| | Estefani Moreno | | | | | | | | |
| 5 | | | | | | | | | |
| | | | | | | | | | |
| | | | | | | | | | |
| | | | | | | | | | |
| EVENT 2: 200 YARD FREESTYLE | | | | | | | | | |
| 1 | Elise Ozanich | 2.23.62 | 3 | 3 | 11 | 0 | | | |
| 3 | Katie Ramos | 2.08.33 | 1 | 6 | | | | | |
| 5 | Robin Willey | 2.29.14 | 4 | 2 | | | | | |
| EVENT 3: 200 YARD INDIVIDUAL MEDLEY | | | | | | | | | |
| 1 | Kiah Weiss | 3.22.86 | 6 | 0 | 9 | 0 | | | |
| 3 | Estefani Moreno | 2.54.22 | 3 | 3 | | | | | |
| 5 | Addy Flowers | 2.48.55 | 1 | 6 | | | | | |
| EVENT 4: 50 YARD FREESTYLE | | | | | | | | | |
| 1 | Izzy Vick | 25.31 | 1 | 6 | 11 | 0 | | | |
| 3 | Gabi Young | 29.77 | 4 | 2 | | | | | |
| 5 | Sierra Newell | 29.64 | 3 | 3 | | | | | |
| EVENT 5: 1 METER DIVING | | | | | | | | | |
| | XXXX | | | | 0 | 0 | | | XXXX |
| | XXXX | | | | | | | | |
| | XXXX | | | | | | | | 39 |
| EVENT 6: 100 YARD BUTTERFLY | | | | | | | | | |
| 1 | Caitlin Strand | 1.21.62 | 2 | 4 | 5 | 0 | | | |
| 3 | Hannah Rees | 1.30.82 | 5 | 1 | | | | | |
| 5 | | | | | | | | | |
| EVENT 7: 100 YARD FREESTYLE | | | | | | | | | |

**FINAL
SCORE**

0.0

| | |
|--|-----------|
| | LN |
|--|-----------|

| | |
|--|--|
| | |
|--|--|

| | |
|--|---|
| | 2 |
| | |
| | |

| | |
|--|---|
| | 4 |
| | |
| | |

| | |
|--|---|
| | 6 |
| | |
| | |

| | |
|--|--|
| | |
|--|--|

| | |
|--|---|
| | 2 |
| | 4 |
| | 6 |

| | |
|--|--|
| | |
|--|--|

| | |
|--|---|
| | 2 |
| | 4 |
| | 6 |

| | |
|--|--|
| | |
|--|--|

| | |
|--|---|
| | 2 |
| | 4 |
| | 6 |

| | |
|--|--|
| | |
|--|--|

| | |
|--|--|
| | |
| | |
| | |

| | |
|--|--|
| | |
|--|--|

| | |
|--|---|
| | 2 |
| | 4 |
| | 6 |

| | |
|--|--|
| | |
|--|--|

| | |
|--|---|
| | 2 |
| | 4 |
| | 6 |

| | |
|--|---|
| | 2 |
| | 4 |
| | 6 |

| | |
|--|---|
| | 2 |
| | |
| | |
| | |

| | |
|--|---|
| | 4 |
| | |
| | |
| | |

| | |
|--|---|
| | 6 |
| | |
| | |
| | |

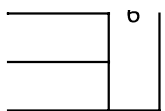
| | |
|--|---|
| | 2 |
| | 4 |
| | 6 |

| | |
|--|---|
| | 2 |
| | 4 |
| | 6 |

| | |
|--|---|
| | 2 |
| | |
| | |
| | |

| | |
|--|---|
| | 4 |
| | |
| | |
| | |

| | |
|--|---|
| | 6 |
|--|---|



.

FINAL
SCORE

Date
Day

SWIMMING & DIVING
DUAL MEET RESULTS

RELAYS: 8-4-2
IND: 6-4-3-2-1

3.0

East Valley VS

| LN | NAME | TIME | PL | PT | SCORE | PT | PL | TIME | NAME |
|--|----------------|---------|----|----|-------|----|----|------|------|
| EVENT 1: 200 YARD MEDLEY RELAY | | | | | | | | | |
| 1 | Kayle Jones | 2.23.94 | 4 | 0 | 0 | 0 | 0 | | |
| | Emiliana Barba | | | | | | | | |
| | Morgan Brown | | | | | | | | |
| | Mimi Hagler | | | | | | | | |
| 3 | | | | | | | | | |
| | | | | | | | | | |
| | | | | | | | | | |
| 5 | | | | | | | | | |
| | | | | | | | | | |
| | | | | | | | | | |
| EVENT 2: 200 YARD FREESTYLE | | | | | | | | | |
| 1 | Morgan Brown | 2.38.86 | 8 | 0 | 0 | 0 | | | |
| 3 | Kayle Jones | 2.47.18 | 10 | 0 | 0 | 0 | | | |
| 5 | | | | | 0 | 0 | | | |
| EVENT 3: 200 YARD INDIVIDUAL MEDLEY | | | | | | | | | |
| 1 | | | | | 0 | 0 | | | |
| 3 | | | | | | | | | |
| 5 | | | | | 0 | 0 | | | |
| EVENT 4: 50 YARD FREESTYLE | | | | | | | | | |
| 1 | Emiliana Barba | 32.86 | 10 | 0 | 0 | 0 | | | |
| 3 | Rachel Barfus | 34.71 | 15 | 0 | | | | | |
| 5 | Mimi Hagler | 30.89 | 6 | 0 | 0 | 0 | | | |
| EVENT 5: 1 METER DIVING | | | | | | | | | |
| | XXXX | | | | 0 | 0 | | | XXXX |
| | XXXX | | | | | | | | XXXX |
| | XXXX | | | | 0 | 0 | | | XXXX |
| EVENT 6: 100 YARD BUTTERFLY | | | | | | | | | |
| 1 | Morgan Brown | 1.23.83 | 3 | 3 | 3 | 0 | | | |
| 3 | | | | | | | | | |
| 5 | | | | | 3 | 0 | | | |
| EVENT 7: 100 YARD FREESTYLE | | | | | | | | | |

**FINAL
SCORE**

0.0

| | |
|--|-----------|
| | LN |
|--|-----------|

| | |
|--|--|
| | |
|--|--|

| | |
|--|---|
| | 2 |
| | |
| | |

| | |
|--|---|
| | 4 |
| | |
| | |

| | |
|--|---|
| | 6 |
| | |
| | |

| | |
|--|--|
| | |
|--|--|

| | |
|--|---|
| | 2 |
| | 4 |
| | 6 |

| | |
|--|--|
| | |
|--|--|

| | |
|--|---|
| | 2 |
| | 4 |
| | 6 |

| | |
|--|--|
| | |
|--|--|

| | |
|--|---|
| | 2 |
| | 4 |
| | 6 |

| | |
|--|--|
| | |
|--|--|

| | |
|--|--|
| | |
| | |
| | |

| | |
|--|--|
| | |
|--|--|

| | |
|--|---|
| | 2 |
| | 4 |
| | 6 |

| | |
|--|--|
| | |
|--|--|

| | |
|--|---|
| | 2 |
| | 4 |
| | 6 |

| | |
|--|---|
| | 2 |
| | 4 |
| | 6 |

| | |
|--|---|
| | 2 |
| | |
| | |

| | |
|--|---|
| | 4 |
| | |
| | |

| | |
|--|---|
| | 6 |
| | |
| | |

| | |
|--|---|
| | 2 |
| | 4 |
| | 6 |

| | |
|--|---|
| | 2 |
| | 4 |
| | 6 |

| | |
|--|---|
| | 2 |
| | |
| | |

| | |
|--|---|
| | 4 |
| | |
| | |

| | |
|--|---|
| | 6 |
|--|---|



.

FINAL
SCORE

Date
Day

SWIMMING & DIVING
DUAL MEET RESULTS

RELAYS: 8-4-2

IND: 6-4-3-2-1

6.0

Toppenish

VS

| LN | NAME | TIME | PL | PT | SCORE | PT | PL | TIME | NAME |
|--|----------------|---------|----|----|-------|----|----|------|------|
| EVENT 1: 200 YARD MEDLEY RELAY | | | | | | | | | |
| 1 | Alyssa Cuevas | 2.27.78 | 6 | 0 | 0 | 0 | 0 | | |
| | Skye Shirley | | | | | | | | |
| | Holly Shirley | | | | | | | | |
| | Melissa Zuniga | | | | | | | | |
| 3 | | | | | | | | | |
| | | | | | | | | | |
| | | | | | | | | | |
| 5 | | | | | | | | | |
| | | | | | | | | | |
| | | | | | | | | | |
| EVENT 2: 200 YARD FREESTYLE | | | | | | | | | |
| 1 | | | | | 0 | 0 | | | |
| 3 | | | | | | | | | |
| 5 | | | | | 0 | 0 | | | |
| EVENT 3: 200 YARD INDIVIDUAL MEDLEY | | | | | | | | | |
| 1 | | | | | 0 | 0 | | | |
| 3 | | | | | | | | | |
| 5 | | | | | 0 | 0 | | | |
| EVENT 4: 50 YARD FREESTYLE | | | | | | | | | |
| 1 | Skye Shirley | 34.42 | 13 | 0 | 0 | 0 | | | |
| 3 | Holly Shirley | 31.75 | 7 | 0 | | | | | |
| 5 | | | | | 0 | 0 | | | |
| EVENT 5: 1 METER DIVING | | | | | | | | | |
| | XXXX | | | | 0 | 0 | | | XXXX |
| | XXXX | | | | | | | | XXXX |
| | XXXX | | | | 0 | 0 | | | XXXX |
| EVENT 6: 100 YARD BUTTERFLY | | | | | | | | | |
| 1 | | | | | 0 | 0 | | | |
| 3 | | | | | | | | | |
| 5 | | | | | 0 | 0 | | | |
| EVENT 7: 100 YARD FREESTYLE | | | | | | | | | |

**FINAL
SCORE**

0.0

| | |
|--|-----------|
| | LN |
|--|-----------|

| | |
|--|--|
| | |
|--|--|

| | |
|--|---|
| | 2 |
| | |
| | |

| | |
|--|---|
| | 4 |
| | |
| | |

| | |
|--|---|
| | 6 |
| | |
| | |

| | |
|--|--|
| | |
|--|--|

| | |
|--|---|
| | 2 |
| | 4 |
| | 6 |

| | |
|--|--|
| | |
|--|--|

| | |
|--|---|
| | 2 |
| | 4 |
| | 6 |

| | |
|--|--|
| | |
|--|--|

| | |
|--|---|
| | 2 |
| | 4 |
| | 6 |

| | |
|--|--|
| | |
|--|--|

| | |
|--|--|
| | |
| | |
| | |

| | |
|--|--|
| | |
|--|--|

| | |
|--|---|
| | 2 |
| | 4 |
| | 6 |

| | |
|--|--|
| | |
|--|--|

| | |
|--|---|
| | 2 |
| | 4 |
| | 6 |

| | |
|--|---|
| | 2 |
| | 4 |
| | 6 |

| | |
|--|---|
| | 2 |
| | |
| | |

| | |
|--|---|
| | 4 |
| | |
| | |

| | |
|--|---|
| | 6 |
| | |
| | |

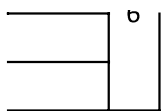
| | |
|--|---|
| | 2 |
| | 4 |
| | 6 |

| | |
|--|---|
| | 2 |
| | 4 |
| | 6 |

| | |
|--|---|
| | 2 |
| | |
| | |

| | |
|--|---|
| | 4 |
| | |
| | |

| | |
|--|---|
| | 6 |
|--|---|



.

FINAL
SCORE

Date
Day

SWIMMING & DIVING
DUAL MEET RESULTS

RELAYS: 8-4-2
IND: 6-4-3-2-1

7.0

Grandview

VS

| LN | NAME | TIME | PL | PT | SCORE | PT | PL | TIME | NAME |
|--|-----------------|---------|----|----|-------|----|----|------|------|
| EVENT 1: 200 YARD MEDLEY RELAY | | | | | | | | | |
| 1 | | | | | 0 | | | | |
| 3 | | | | | 0 | | | | |
| 5 | | | | | 0 | | | | |
| EVENT 2: 200 YARD FREESTYLE | | | | | | | | | |
| 1 | Jedida Alvarez | 2.34.34 | 5 | 1 | 1 | | | | |
| 3 | Sophie Grant | 2.45.25 | 8 | 0 | 1 | | | | |
| 5 | | | | | 1 | | | | |
| EVENT 3: 200 YARD INDIVIDUAL MEDLEY | | | | | | | | | |
| 1 | | | | | 0 | | | | |
| 3 | | | | | 1 | | | | |
| 5 | | | | | 0 | | | | |
| EVENT 4: 50 YARD FREESTYLE | | | | | | | | | |
| 1 | Katrina Guillen | 36.47 | 17 | 0 | 0 | | | | |
| 3 | | | | | 1 | | | | |
| 5 | | | | | 0 | | | | |
| EVENT 5: 1 METER DIVING | | | | | | | | | |
| | XXXX | | | | 0 | | | | XXXX |
| | XXXX | | | | 1 | | | | XXXX |
| | XXXX | | | | 0 | | | | XXXX |
| EVENT 6: 100 YARD BUTTERFLY | | | | | | | | | |
| 1 | | | | | 0 | | | | |
| 3 | | | | | 1 | | | | |
| 5 | | | | | 0 | | | | |
| EVENT 7: 100 YARD FREESTYLE | | | | | | | | | |

**FINAL
SCORE**

0.0

| | |
|--|-----------|
| | LN |
|--|-----------|

| | |
|--|--|
| | |
|--|--|

| | |
|--|---|
| | 2 |
| | |
| | |

| | |
|--|---|
| | 4 |
| | |
| | |

| | |
|--|---|
| | 6 |
| | |
| | |

| | |
|--|--|
| | |
|--|--|

| | |
|--|---|
| | 2 |
| | 4 |
| | 6 |

| | |
|--|--|
| | |
|--|--|

| | |
|--|---|
| | 2 |
| | 4 |
| | 6 |

| | |
|--|--|
| | |
|--|--|

| | |
|--|---|
| | 2 |
| | 4 |
| | 6 |

| | |
|--|--|
| | |
|--|--|

| | |
|--|--|
| | |
| | |
| | |

| | |
|--|--|
| | |
|--|--|

| | |
|--|---|
| | 2 |
| | 4 |
| | 6 |

| | |
|--|--|
| | |
|--|--|

| | | | | | | | | | | |
|---|--------------|---------|----|---|---|---|--|--|--|--|
| 1 | Sophie Grant | 1.12.70 | 11 | 0 | 0 | 0 | | | | |
| 3 | | | | | 1 | 0 | | | | |
| 5 | | | | | | | | | | |

Grandview

| | |
|---|---|
| 1 | 0 |
|---|---|

EVENT 8: 500 YARD FREESTYLE

| | | | | | | | | | | |
|---|--|--|--|--|---|---|--|--|--|--|
| 1 | | | | | 0 | 0 | | | | |
| 3 | | | | | 1 | 0 | | | | |
| 5 | | | | | | | | | | |

EVENT 9: 200 YARD FREESTYLE RELAY

| | | | | | | | | | | |
|---|--|--|--|--|---|---|--|--|--|--|
| 1 | | | | | 0 | 0 | | | | |
| | | | | | | | | | | |
| | | | | | | | | | | |
| 3 | | | | | 1 | 0 | | | | |
| | | | | | | | | | | |
| | | | | | | | | | | |
| 5 | | | | | | | | | | |
| | | | | | | | | | | |
| | | | | | | | | | | |

EVENT 10: 100 YARD BACKSTROKE

| | | | | | | | | | | |
|---|--|--|--|--|---|---|--|--|--|--|
| 1 | | | | | 0 | 0 | | | | |
| 3 | | | | | 1 | 0 | | | | |
| 5 | | | | | | | | | | |

EVENT 11: 100 YARD BREASTSTROKE

| | | | | | | | | | | |
|---|-----------------|---------|----|---|---|---|--|--|--|--|
| 1 | Jedida Alvarez | 1.22.14 | 1 | 6 | 6 | 0 | | | | |
| 3 | Katrina Guillen | 1.50.92 | 11 | 0 | 7 | 0 | | | | |
| 5 | | | | | | | | | | |

EVENT 12: 400 YARD FREESTYLE RELAY

| | | | | | | | | | | |
|---|--|--|--|--|---|---|--|--|--|--|
| 1 | | | | | 0 | 0 | | | | |
| | | | | | | | | | | |
| | | | | | | | | | | |
| 3 | | | | | 7 | 0 | | | | |
| | | | | | | | | | | |
| | | | | | | | | | | |
| 5 | | | | | | | | | | |
| | | | | | | | | | | |
| | | | | | | | | | | |

| | |
|--|---|
| | 2 |
| | 4 |
| | 6 |

| | |
|--|---|
| | 2 |
| | 4 |
| | 6 |

| | |
|--|---|
| | 2 |
| | |
| | |

| | |
|--|---|
| | 4 |
| | |
| | |

| | |
|--|---|
| | 6 |
| | |
| | |

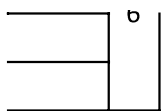
| | |
|--|---|
| | 2 |
| | 4 |
| | 6 |

| | |
|--|---|
| | 2 |
| | 4 |
| | 6 |

| | |
|--|---|
| | 2 |
| | |
| | |

| | |
|--|---|
| | 4 |
| | |
| | |

| | |
|--|---|
| | 6 |
|--|---|



.

FINAL
SCORE

Date
Day

SWIMMING & DIVING
DUAL MEET RESULTS

RELAYS: 8 - 4 - 2

IND: 6 - 4 - 3 - 2 - 1

0.0

Prosser

VS

| LN | NAME | TIME | PL | PT | SCORE | PT | PL | TIME | NAME |
|--|-----------------|---------|----|----|-------|----|----|------|------|
| EVENT 1: 200 YARD MEDLEY RELAY | | | | | | | | | |
| 1 | Alexis Gomez | 3.04.60 | 8 | 0 | 0 | 0 | 0 | | |
| | Anna Domanico | | | | | | | | |
| | Taylor Hunsaker | | | | | | | | |
| | Jocelyn Mendoza | | | | | | | | |
| 3 | Makenna Greene | 2.25.54 | 5 | 0 | 0 | 0 | 0 | | |
| | Hannah Perkins | | | | | | | | |
| | Faithe Miller | | | | | | | | |
| | Mayli Martinez | | | | | | | | |
| 5 | | | | | 0 | 0 | | | |
| | | | | | | | | | |
| | | | | | | | | | |
| EVENT 2: 200 YARD FREESTYLE | | | | | | | | | |
| 1 | | | | | 0 | 0 | | | |
| 3 | | | | | 0 | 0 | | | |
| 5 | | | | | 0 | 0 | | | |
| EVENT 3: 200 YARD INDIVIDUAL MEDLEY | | | | | | | | | |
| 1 | Faithe Miller | 2.58.79 | DQ | 0 | 0 | 0 | | | |
| 3 | | | | | 0 | 0 | | | |
| 5 | | | | | 0 | 0 | | | |
| EVENT 4: 50 YARD FREESTYLE | | | | | | | | | |
| 1 | Makenna Greene | 32.56 | 9 | 0 | 0 | 0 | | | |
| 3 | Abrie Bagnall | 36.09 | 16 | 0 | 0 | 0 | | | |
| 5 | Kylie Meek | 33.68 | 12 | 0 | 0 | 0 | | | |
| EVENT 5: 1 METER DIVING | | | | | | | | | |
| | XXXX | | | | 0 | 0 | | | XXXX |
| | XXXX | | | | 0 | 0 | | | XXXX |
| | XXXX | | | | 0 | 0 | | | XXXX |
| EVENT 6: 100 YARD BUTTERFLY | | | | | | | | | |
| 1 | | | | | 0 | 0 | | | |
| 3 | | | | | 0 | 0 | | | |
| 5 | | | | | 0 | 0 | | | |
| EVENT 7: 100 YARD FREESTYLE | | | | | | | | | |

**FINAL
SCORE**

0.0

| | |
|--|-----------|
| | LN |
|--|-----------|

| | |
|--|--|
| | |
|--|--|

| | |
|--|---|
| | 2 |
| | |
| | |

| | |
|--|---|
| | 4 |
| | |
| | |

| | |
|--|---|
| | 6 |
| | |
| | |

| | |
|--|--|
| | |
|--|--|

| | |
|--|---|
| | 2 |
| | 4 |
| | 6 |

| | |
|--|--|
| | |
|--|--|

| | |
|--|---|
| | 2 |
| | 4 |
| | 6 |

| | |
|--|--|
| | |
|--|--|

| | |
|--|---|
| | 2 |
| | 4 |
| | 6 |

| | |
|--|--|
| | |
|--|--|

| | |
|--|--|
| | |
| | |
| | |

| | |
|--|--|
| | |
|--|--|

| | |
|--|---|
| | 2 |
| | 4 |
| | 6 |

| | |
|--|--|
| | |
|--|--|

| | |
|--|---|
| | 2 |
| | 4 |
| | 6 |

| | |
|--|---|
| | 2 |
| | 4 |
| | 6 |

| | |
|--|---|
| | 2 |
| | 4 |
| | 6 |

| | |
|--|---|
| | 2 |
| | 4 |
| | 6 |

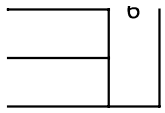
| | |
|--|---|
| | 2 |
| | 4 |
| | 6 |

| | |
|--|---|
| | 2 |
| | 4 |
| | 6 |

| | |
|--|---|
| | 2 |
| | 4 |
| | 6 |

| | |
|--|---|
| | 2 |
| | 4 |
| | 6 |

| | |
|--|---|
| | 2 |
| | 4 |
| | 6 |



.

FINAL
SCORE

Date
Day

**SWIMMING & DIVING
DUAL MEET RESULTS**

RELAYS: 8-4-2
IND: 6-4-3-2-1

7.0

Zillah

VS

| LN | NAME | TIME | PL | PT | SCORE | PT | PL | TIME | NAME |
|--|------------------|-------|----|----|-------|----|----|------|------|
| EVENT 1: 200 YARD MEDLEY RELAY | | | | | | | | | |
| 1 | | | | | 0 | 0 | | | |
| 3 | | | | | | | | | |
| 5 | | | | | 0 | 0 | | | |
| EVENT 2: 200 YARD FREESTYLE | | | | | | | | | |
| 1 | | | | | 0 | 0 | | | |
| 3 | | | | | | | | | |
| 5 | | | | | 0 | 0 | | | |
| EVENT 3: 200 YARD INDIVIDUAL MEDLEY | | | | | | | | | |
| 1 | | | | | 0 | 0 | | | |
| 3 | | | | | | | | | |
| 5 | | | | | 0 | 0 | | | |
| EVENT 4: 50 YARD FREESTYLE | | | | | | | | | |
| 1 | Baylee Manjarrez | 29.39 | 2 | 4 | 4 | 0 | | | |
| 3 | Jaazaniah Lustre | 33.19 | 11 | 0 | | | | | |
| 5 | | | | | 4 | 0 | | | |
| EVENT 5: 1 METER DIVING | | | | | | | | | |
| | XXXX | | | | 0 | 0 | | | XXXX |
| | XXXX | | | | | | | | XXXX |
| | XXXX | | | | 4 | 0 | | | XXXX |
| EVENT 6: 100 YARD BUTTERFLY | | | | | | | | | |
| 1 | | | | | 0 | 0 | | | |
| 3 | | | | | | | | | |
| 5 | | | | | 4 | 0 | | | |
| EVENT 7: 100 YARD FREESTYLE | | | | | | | | | |

**FINAL
SCORE**

0.0

| | |
|--|-----------|
| | LN |
|--|-----------|

| | |
|--|--|
| | |
|--|--|

| | |
|--|---|
| | 2 |
| | |
| | |
| | |

| | |
|--|---|
| | 4 |
| | |
| | |
| | |

| | |
|--|---|
| | 6 |
| | |
| | |
| | |

| | |
|--|--|
| | |
|--|--|

| | |
|--|---|
| | 2 |
| | 4 |
| | 6 |

| | |
|--|--|
| | |
|--|--|

| | |
|--|---|
| | 2 |
| | 4 |
| | 6 |

| | |
|--|--|
| | |
|--|--|

| | |
|--|---|
| | 2 |
| | 4 |
| | 6 |

| | |
|--|--|
| | |
|--|--|

| | |
|--|--|
| | |
| | |
| | |

| | |
|--|--|
| | |
|--|--|

| | |
|--|---|
| | 2 |
| | 4 |
| | 6 |

| | |
|--|--|
| | |
|--|--|

| | | | | | | | | | |
|---|--|--|--|--|---|---|--|--|--|
| 1 | | | | | 0 | 0 | | | |
| 3 | | | | | | | | | |
| 5 | | | | | 4 | 0 | | | |

Zillah

| | |
|---|---|
| 4 | 0 |
|---|---|

EVENT 8: 500 YARD FREESTYLE

| | | | | | | | | | |
|---|--|--|--|--|---|---|--|--|--|
| 1 | | | | | 0 | 0 | | | |
| 3 | | | | | | | | | |
| 5 | | | | | 4 | 0 | | | |

EVENT 9: 200 YARD FREESTYLE RELAY

| | | | | | | | | | |
|---|--|--|--|--|---|---|--|--|--|
| 1 | | | | | 0 | 0 | | | |
| | | | | | | | | | |
| | | | | | | | | | |
| 3 | | | | | | | | | |
| | | | | | | | | | |
| | | | | | | | | | |
| 5 | | | | | 4 | 0 | | | |
| | | | | | | | | | |
| | | | | | | | | | |

EVENT 10: 100 YARD BACKSTROKE

| | | | | | | | | | |
|---|------------------|---------|---|---|---|---|--|--|--|
| 1 | Jaazaniah Lustre | 1.28.74 | 9 | 0 | 0 | 0 | | | |
| 3 | | | | | | | | | |
| 5 | | | | | 4 | 0 | | | |

EVENT 11: 100 YARD BREASTSTROKE

| | | | | | | | | | |
|---|------------------|---------|---|---|---|---|--|--|--|
| 1 | Baylee Manjarrez | 1.23.83 | 3 | 3 | 3 | 0 | | | |
| 3 | | | | | | | | | |
| 5 | | | | | 7 | 0 | | | |

EVENT 12: 400 YARD FREESTYLE RELAY

| | | | | | | | | | |
|---|--|--|--|--|---|---|--|--|--|
| 1 | | | | | 0 | 0 | | | |
| | | | | | | | | | |
| | | | | | | | | | |
| 3 | | | | | | | | | |
| | | | | | | | | | |
| | | | | | | | | | |
| 5 | | | | | 7 | 0 | | | |
| | | | | | | | | | |
| | | | | | | | | | |

| | |
|--|---|
| | 2 |
| | 4 |
| | 6 |

| | |
|--|---|
| | 2 |
| | 4 |
| | 6 |

| | |
|--|---|
| | 2 |
| | |
| | |

| | |
|--|---|
| | 4 |
| | |
| | |

| | |
|--|---|
| | 6 |
| | |
| | |

| | |
|--|---|
| | 2 |
| | 4 |
| | 6 |

| | |
|--|---|
| | 2 |
| | 4 |
| | 6 |

| | |
|--|---|
| | 2 |
| | |
| | |

| | |
|--|---|
| | 4 |
| | |
| | |

| | |
|--|---|
| | 6 |
|--|---|



.

FINAL
SCORE

44.0

Date
Day

Ellensburg

SWIMMING & DIVING
DUAL MEET RESULTS

VS

RELAYS: 8-4-2

IND: 6-4-3-2-1

| LN | NAME | TIME | PL | PT | SCORE | PT | PL | TIME | NAME |
|--|----------------------|---------|----|----|-------|----|----|------|------|
| EVENT 1: 200 YARD MEDLEY RELAY | | | | | | | | | |
| 1 | Ila Child | 2.18.47 | 2 | 4 | 4 | 0 | | | |
| | Ellianna Fredrickson | | | | | | | | |
| | Emily Holt | | | | | | | | |
| | Lisel Keller | | | | | | | | |
| 3 | Mila Eslinger | 2.28.83 | 7 | 0 | 4 | 0 | | | |
| | Jasmin Rivera | | | | | | | | |
| | Nova Ross | | | | | | | | |
| | Evelyn Schoos | | | | | | | | |
| 5 | | | | | 4 | 0 | | | |
| | | | | | | | | | |
| | | | | | | | | | |
| | | | | | | | | | |
| EVENT 2: 200 YARD FREESTYLE | | | | | | | | | |
| 1 | Alice Dermond | 2.35.39 | 6 | 0 | 0 | 0 | | | |
| 3 | Allie Rinehart | 3.09.16 | 10 | 0 | 4 | 0 | | | |
| 5 | | | | | | | | | |
| EVENT 3: 200 YARD INDIVIDUAL MEDLEY | | | | | | | | | |
| 1 | Lisel Keller | 3.04.25 | 4 | 2 | 7 | 0 | | | |
| 3 | Nora Ross | 3.05.73 | 5 | 1 | 11 | 0 | | | |
| 5 | Ellianna Fredrickson | 2.51.45 | 2 | 4 | | | | | |
| EVENT 4: 50 YARD FREESTYLE | | | | | | | | | |
| 1 | Sydney Dick | 29.85 | 5 | 1 | 1 | 0 | | | |
| 3 | Evelyn Schoos | 32.38 | 8 | 0 | 12 | 0 | | | |
| 5 | Sydney Skistad | 34.69 | 14 | 0 | | | | | |
| EVENT 5: 1 METER DIVING | | | | | | | | | |
| | XXXX | | | | 0 | 0 | | | XXXX |
| | XXXX | | | | 12 | 0 | | | XXXX |
| | XXXX | | | | | | | | XXXX |
| EVENT 6: 100 YARD BUTTERFLY | | | | | | | | | |
| 1 | Nova Ross | 1.24.52 | 4 | 2 | 8 | 0 | | | |
| 3 | Cheyenne Shewell | 1.40.59 | 6 | 0 | 20 | 0 | | | |
| 5 | Emily Holt | 1.12.67 | 1 | 6 | | | | | |
| EVENT 7: 100 YARD FREESTYLE | | | | | | | | | |

**FINAL
SCORE**

0.0

LN

2

4

6

2

4

6

2

4

6

2

4

6

2

4

6

| | |
|--|---|
| | 2 |
| | 4 |
| | 6 |

| | |
|--|---|
| | 2 |
| | 4 |
| | 6 |

| | |
|--|---|
| | 2 |
| | |
| | |

| | |
|--|---|
| | 4 |
| | |
| | |

| | |
|--|---|
| | 6 |
| | |
| | |

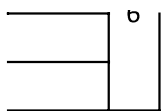
| | |
|--|---|
| | 2 |
| | 4 |
| | 6 |

| | |
|--|---|
| | 2 |
| | 4 |
| | 6 |

| | |
|--|---|
| | 2 |
| | |
| | |

| | |
|--|---|
| | 4 |
| | |
| | |

| | |
|--|---|
| | 6 |
|--|---|



.

FINAL
SCORE

22.0

Date
Day

**SWIMMING & DIVING
DUAL MEET RESULTS**

RELAYS: 8-4-2
IND: 6-4-3-2-1

Cle Elum

VS

| LN | NAME | TIME | PL | PT | SCORE | PT | PL | TIME | NAME |
|--|-----------------|---------|----|----|-------|----|----|------|------|
| EVENT 1: 200 YARD MEDLEY RELAY | | | | | | | | | |
| 1 | | | | | 0 | 0 | | | |
| 3 | | | | | | | | | |
| 5 | | | | | 0 | 0 | | | |
| EVENT 2: 200 YARD FREESTYLE | | | | | | | | | |
| 1 | Faith Wersland | 2:14.85 | 2 | 4 | 4 | 0 | | | |
| 3 | | | | | | | | | |
| 5 | | | | | 4 | 0 | | | |
| EVENT 3: 200 YARD INDIVIDUAL MEDLEY | | | | | | | | | |
| 1 | | | | | 0 | 0 | | | |
| 3 | | | | | | | | | |
| 5 | | | | | 4 | 0 | | | |
| EVENT 4: 50 YARD FREESTYLE | | | | | | | | | |
| 1 | Maggie Wersland | 31.45 | 7 | 0 | 0 | 0 | | | |
| 3 | | | | | | | | | |
| 5 | | | | | 4 | 0 | | | |
| EVENT 5: 1 METER DIVING | | | | | | | | | |
| | XXXX | | | | 0 | 0 | | | XXXX |
| | XXXX | | | | | | | | XXXX |
| | XXXX | | | | 4 | 0 | | | XXXX |
| EVENT 6: 100 YARD BUTTERFLY | | | | | | | | | |
| 1 | | | | | 0 | 0 | | | |
| 3 | | | | | | | | | |
| 5 | | | | | 4 | 0 | | | |
| EVENT 7: 100 YARD FREESTYLE | | | | | | | | | |

**FINAL
SCORE**

0.0

LN

2

4

6

2

4

6

2

4

6

2

4

6

2

4

6

| | | | | | | | | | | |
|----------|---------------|-------|---|---|----|---|--|--|--|--|
| 1 | Anna Wersland | 57.43 | 1 | 6 | 6 | 0 | | | | |
| 3 | | | | | 10 | 0 | | | | |
| 5 | | | | | | | | | | |
| Cle Elum | | | | | 10 | 0 | | | | |

EVENT 8: 500 YARD FREESTYLE

| | | | | | | | | | | |
|---|----------------|---------|---|---|----|---|--|--|--|--|
| 1 | Faith Wersland | 6.19.90 | 1 | 6 | 6 | 0 | | | | |
| 3 | | | | | 16 | 0 | | | | |
| 5 | | | | | | | | | | |

EVENT 9: 200 YARD FREESTYLE RELAY

| | | | | | | | | | | |
|---|--|--|--|--|----|---|--|--|--|--|
| 1 | | | | | 0 | 0 | | | | |
| 3 | | | | | | | | | | |
| 5 | | | | | 16 | 0 | | | | |

EVENT 10: 100 YARD BACKSTROKE

| | | | | | | | | | | |
|---|-----------------|---------|---|---|----|---|--|--|--|--|
| 1 | Anna Wersland | 1.03.94 | 1 | 6 | 6 | 0 | | | | |
| 3 | Maggie Wersland | 1.20.67 | 6 | 0 | 22 | 0 | | | | |
| 5 | | | | | | | | | | |

EVENT 11: 100 YARD BREASTSTROKE

| | | | | | | | | | | |
|---|--|--|--|--|----|---|--|--|--|--|
| 1 | | | | | 0 | 0 | | | | |
| 3 | | | | | | | | | | |
| 5 | | | | | 22 | 0 | | | | |

EVENT 12: 400 YARD FREESTYLE RELAY

| | | | | | | | | | | |
|---|--|--|--|--|----|---|--|--|--|--|
| 1 | | | | | 0 | 0 | | | | |
| 3 | | | | | | | | | | |
| 5 | | | | | 22 | 0 | | | | |

| | |
|--|---|
| | 2 |
| | 4 |
| | 6 |

| | |
|--|---|
| | 2 |
| | 4 |
| | 6 |

| | |
|--|---|
| | 2 |
| | |
| | |

| | |
|--|---|
| | 4 |
| | |
| | |

| | |
|--|---|
| | 6 |
| | |
| | |

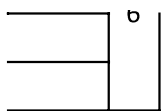
| | |
|--|---|
| | 2 |
| | 4 |
| | 6 |

| | |
|--|---|
| | 2 |
| | 4 |
| | 6 |

| | |
|--|---|
| | 2 |
| | |
| | |

| | |
|--|---|
| | 4 |
| | |
| | |

| | |
|--|---|
| | 6 |
|--|---|



.